

Fireplace Insert
Models VFI25 / VFI30



Vented Gas Fireplace Insert

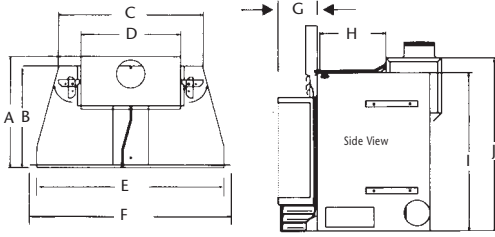


The ultimate in design, engineering & quality

This unit illustrated is a VFI30 Vented Fireplace Insert – Natural Gas, with V30S2640B Surround Deluxe – Black V30T2640P Trim Polish Brass, V2R2640 Riser for Deluxe Surround V130GBL Grills – Black and LOGC5 Split Cast Log Set, V130RL Refractory Brick Liner.

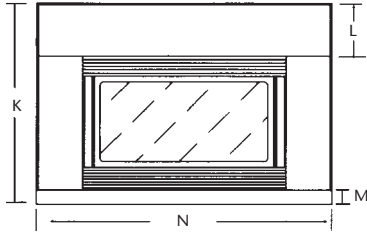
Convert your fireplace from wood to gas for a new standard of warmth, beauty, safety and convenience.

Your best choice for installation anywhere throughout your home.



Insert Dimensions (inches)

	VFI25	VFI30
A	15 1/2"	15 1/2"
B	14"	14"
C	20 1/2"	20 1/2"
D	14"	14"
E	24 1/4"	26 1/2"
F	26 1/4"	28 5/8"
G	n/a	4 1/4"
H	8 1/4"	8 1/4"
I	16 3/4"	20 1/4"
J	19"	22 7/16"



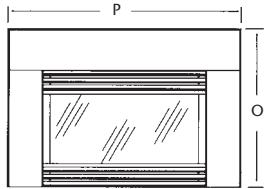
VFI25 Picture Frame Surround (4 Piece)

VFI25 Surround Dimensions 4-Piece part#

	V25PF2637B	V25PF3838B
K	26 1/2"	38 5/8"
L	5 7/8"	13 1/8"
M	2"	6 11/16"
N	37"	38 5/8"

3 - Piece Surrounds Dimensions (inches)

	Models	Height (O)	Width (P)	Part #
Flat	VFI25	21"	29"	V25S2129B
	VFI25	27 1/4"	38 3/4"	V25S2738B
	VFI30	27 3/4"	40 1/2"	V30S2740B
	VFI30	30 3/4"	44"	V30S3044B
Deluxe	VFI25	24 13/16"	36 3/16"	V25S2436B
	VFI30	26 3/16"	40 3/4"	V30S2640B
Deluxe Log.	VFI25	26 3/16"	40 3/16"	V25S2640B
	VFI30	28 13/16"	44 3/4"	V30S2844B



Surround (3 Piece)

Minimum size for installation

Models	Front Width	Rear Width	Height	Depth
VFI25	24"	20 1/2"	17 1/2"	16"
VFI30	29"	20 1/2"	20 3/4"	16 1/2"

Choice of Log Sets



LOGF5 Cast Log Set

Unit illustrated is a VFI30N Insert - NG, with LOGF5 Fibre Log Set, V30BWPB Bay Window Polish Brass, V30RL Refractory Brick Liner, V30S2740B Surround Kit - Black, V30T2740P Trim Kit Polish Brass, V30P2740P Panel Kit - Polish Brass.



Kingsman Industries maintains a program of continuous testing, refinement and improvements of all its products. Some aspect of units shown here may be changed at any time without notice or obligation.

Certification: The models VFI25 and VFI30 are certified for Canada and USA. Listed Vented Gas Fired Room Heater to CAN1-21-M86, CAN/CGA 2.17-M91, ANSI Z21.11.1a-1993, CR89-001, CGAP-4-1-1996, ANSI Z21.50-1996/CGA 2.22-M96, CSA P.4.1-02.

*Components may have to be ordered separately to create a complete unit. Discuss with your local Kingsman dealer for clarification.



Enjoy the elegance and warmth of glowing embers and dancing flames around your choice of fibre or glow cast log sets. It is sure to be the focal point of your home. Choose from a variety of decorative options to create your own distinctive appearance and be assured of complete safety, comfort and long lasting value from a manufacturer of wood and gas fireplaces with more than 25 years of experience.

Model	VFI25	VFI30
High/Low Fire control	yes	yes
Zero Clearance Kit	no	yes
Input Max. Natural Gas	25,000 - 17,000 BTU	30,000 - 17,500 BTU
Input Max. Propane	25,000 - 17,000 BTU	30,000 - 24,000 BTU
Efficiency	74% NG, 74% LP	78% NG, 81% LP
Venting	4"	4"
FE (P4.1-02)	45.8% NG/45.8% LP	50.6% NG/50.6% LP

Features*

- Millivolt valve system allows operation during a power failure with Hi/low heat and flame adjustment
- Blower with a thermostat controlled on/off including variable speed control is standard on all models
- Spill Safety Switch - in case of a blocked flue or downdraft, it will shut down the unit
- Dual burner system with glowing embers
- Bedroom and Bed Sitting Room approved

Optional Features

Bay Window - (VFI30 only) Antique, Chrome or Polish Brass

Log Set - Fibre or Glow Cast

Panel Kit - Antique Brass, Chrome or Polish Brass
(not available for Deluxe surrounds)

Grills - Grills available in Black, Polish Brass, Antique Brass, Chrome and Classic Series Black with Polish Brass, Antique and Chrome Accents

Surrounds (3 piece) - Black with Polish Brass, Antique or Chrome Trim

Picture Frame (4 piece) - VFI25 only - Black with Polish Brass, Antique or Chrome Trim

Risers for Deluxe Surrounds - Increases height coverage by 2 1/2"

Wall Mount Thermostat - Programmable Millivolt Thermostat

Remote Control - on/off or thermostat